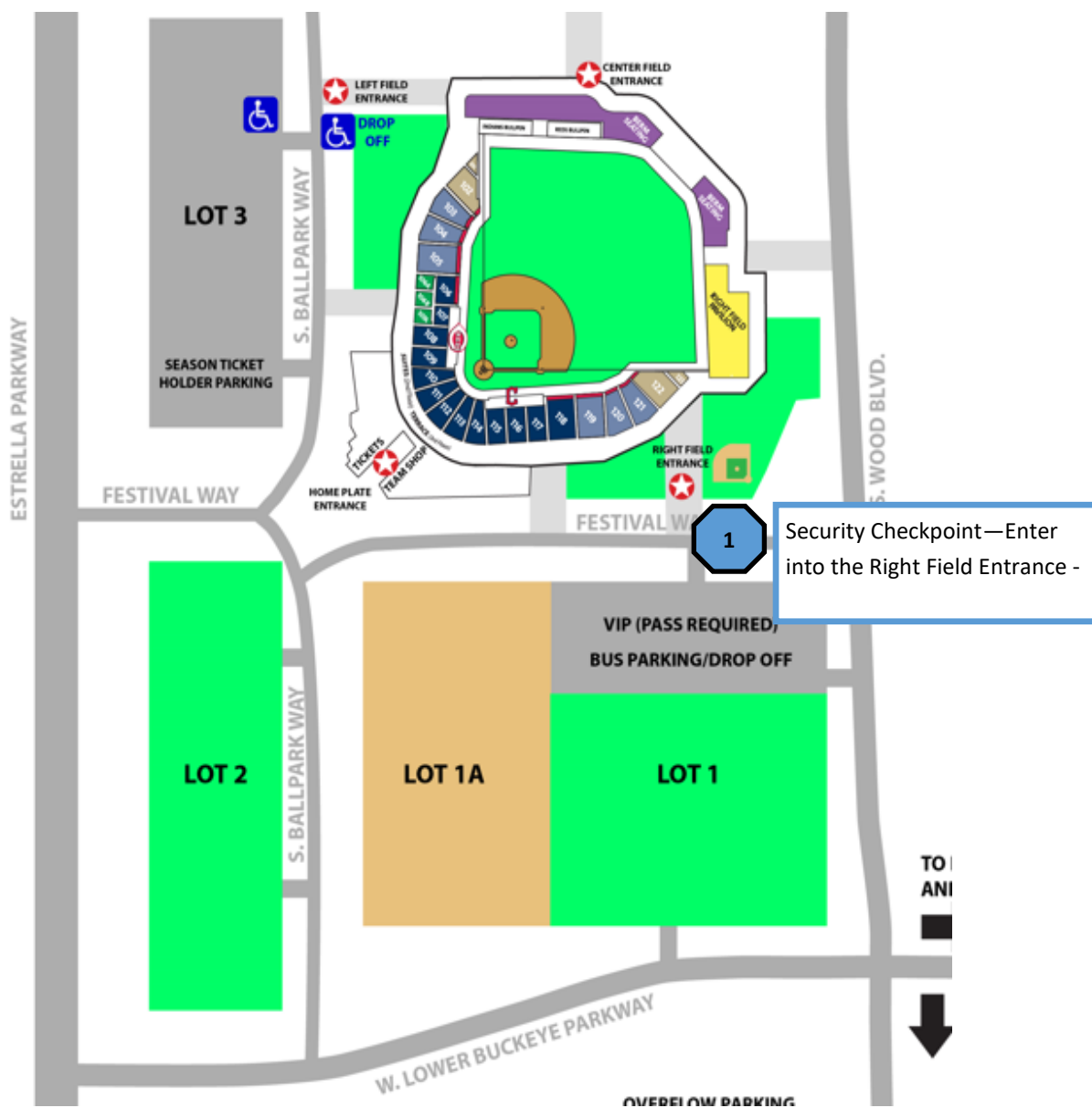




Graduation Information

May 19, 2023

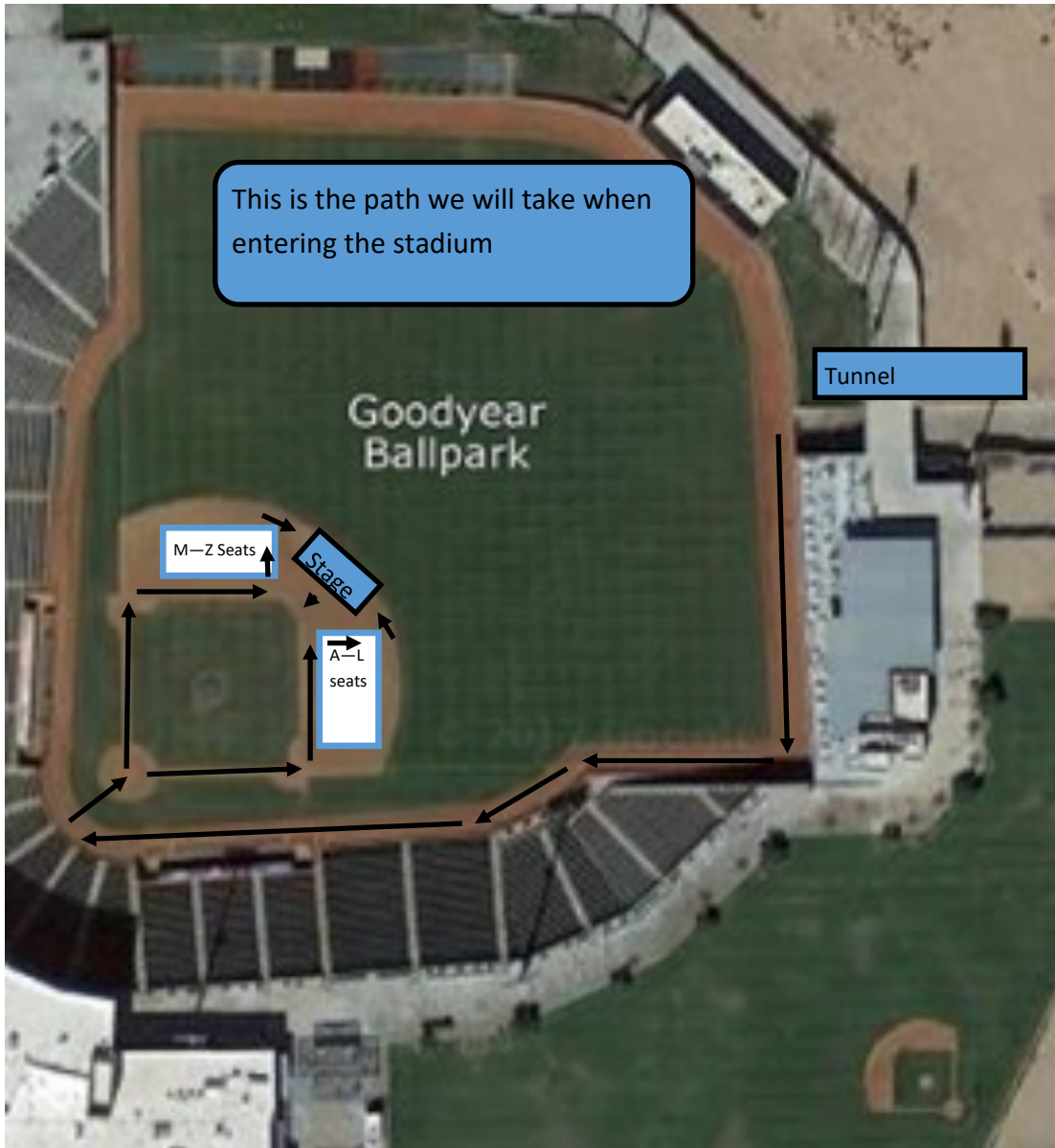
- * Arrive at the Goodyear Ballpark at 7:00 pm on Friday, May 19th, 2023.
- * You can park in lots 1, 1A, 2 or 3 as indicated on the map on the next page or you can be dropped off on the corner of South Wood Blvd. and Festival Way. Do not park in the paved parking nearest to the security checkpoint as this is reserved for a gathering location after the ceremony.
- * Walk along West Festival Way to the gate entrance nearest S Wood Blvd where you will see the security checkpoint station—this is where you will check in. Make sure you are carrying your cap and gown. Please don't have anything else that you need to carry. If you want to carry a cell phone, it needs to be in a pocket or a small over the body purse/bag that will not be seen under your gown (this will be checked upon entry). Please remember this is a formal ceremony—no jeans, shorts, flip flops, etc... will be allowed. If you come wearing inappropriate clothing, you will be asked to leave and come back in appropriate attire. It is suggested that if you wear heels, they are comfortable and don't have pointed heels, as you will be walking quite a ways and in grass and dirt. Also, don't bring any noisemakers or celebratory items to throw—we are contracting with the ballpark and they don't allow any such items on their field.
- * Once you have gone through security, you will make your way to the chairs and tent area where you will locate your chair. On your chair you will find your name and photo cards as well as your medallion. Please make sure that you don't lose your photo card and name card as you will need to hand these to the photographer and then teacher (Mr. Pelka or Ms. Nolasco) reading names as you go across the stage.
- * Once you have your cap and gown on, put your medallion around your neck. Those with the last name A through L will line up on the right side and M through Z will be on the left. Once you walk to your seat, A through L will be sitting on the first base side of the infield and those with last names M through Z will be on the third base side of the infield. You will want to share this information with your parents so they know which side to sit on to have the best view of you on the field.
- * The following pages will give you a visual idea of the ballpark and what you will expect to see.



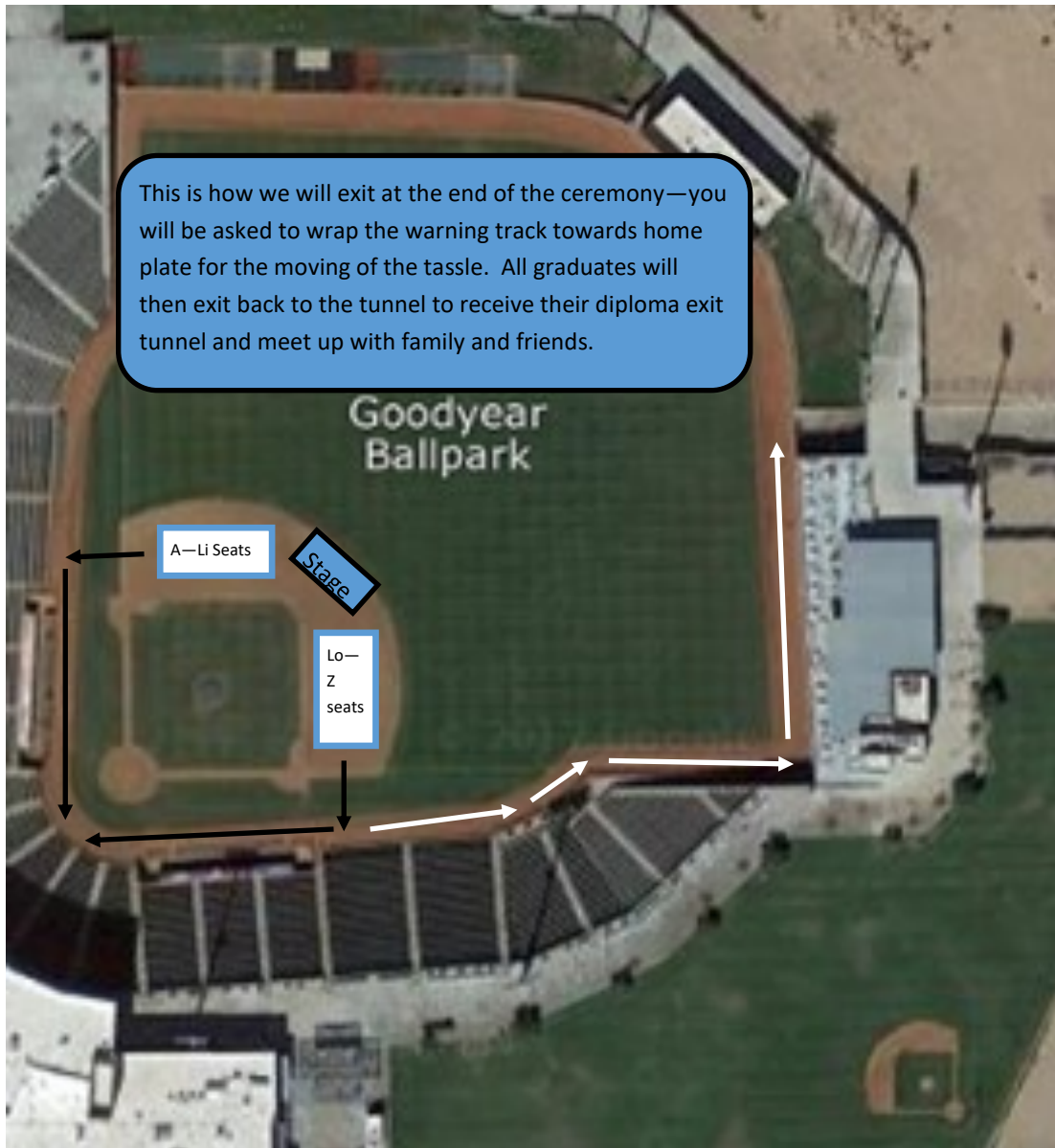
- * Gates will open for parents at 7:00 pm. They are able to park towards the front of the ballpark’s main entrance (Lot 1A, 2 or 3). Once they enter, seating is first come, first serve. Remember to tell your parents which side of the stadium you will be seated on. Alpha A through L will go to the right (first baseline) upon entering the main gates and M through Z will be to the left (third baseline)
- * Students will find their assigned seat, you must stay in your assigned area as we wait for 8:00 and the start of the ceremony. We will walk in in pairs, and then once we get to home plate, you will separate from your partner and walk to your side of chairs to be seated. Please follow the direction of the teachers who will be walking in with you to assist.
- * There will be restrooms available if needed for emergencies only by the staging area. Water will also be available if needed. Remember that once the ceremony starts, there are no bathrooms on the field.
- * The ceremony should take between 65 –75 minutes.



- * After getting through the security checkpoint, students will walk to the staging area and locate their seat—the staging area seats will be a replica of the seats on the field. Located on your chair will be your Medallion, name card for Mr. Pelka and Ms. Nolasco, and your photo card to be given to the photographer.
- * Once we head onto the field there should be no talking/visiting. Please pay attention to the speeches as they are presented. Thank you to our band for preparing our Processional and Recessional. Also, thank you to our speakers and our singers from your class as well as your class leadership with Ms. Montano, who have prepared the slide show that will run from 7:00 to 8:00 as family and friends arrive.
- * Reminder of no extra Regalia—you may wear any stoles or cords that have been given through EFHS. No decorated mortar boards will be allowed.
- * It is a good idea to set up a place to meet with your family and friends prior to graduation. No parents are allowed on the field.



- * There will be three photo positions on each side—one when you exit your row and walk up to the ramp to have your name called (this is where you will hand them your photo card). The 2nd will be on the stage when you have been handed a diploma cover by a board member. This photo will be of you and whoever is handing you your diploma cover. The third photo will be taken when you exit down the center of the stage—I will meet you at the bottom for a photo and then you will circle back to your seat.
- * You will enter stage from your side, exit down stairs on the front of the stage and then circle back to your original seat.



- * After all graduates are called and have received diploma covers and you have heard the closing remarks, you will be directed to exit your seats by row and line up in the dirt—wrapping the entire 1st to 3rd base dirt where you will face your families and friends and be directed by Chloe to move tassel and throw your cap, if desired. (Make sure your name is written on the inside of your mortar board) Once that is completed, you will follow dirt warning track back to the tunnel where you will receive your diploma envelope and exit the tunnel to join your families. Note: (Per Goodyear Ballpark guidelines) You must stay off the grass at all times.
- * Diploma envelopes will be on the North side of the tunnel in alpha order. Once you pick up your envelope, please exit the tunnel and enjoy your celebrations with family and friends. Remember to preplan where you will meet!
- * Congratulations!! And best of luck on all your amazing new adventures.